



STUDENT SATISFACTION SURVEY REPORT-2022-23

To impart quality education and provide competent resources to the society, stakeholder's inputs play an important role. In order to assess the quality of teaching-learning process in the institute, as framed by NAAC in its assessment guidelines, a student satisfaction survey (SSS) was conducted. The questionnaire was taken from NAAC Portal for online SSS. The survey form was sent to all the students of the college and the completed surveys were received online. The analysis of SSS revealed that students were generally satisfied by the facilities provided by the institute and the teaching resources matched their expectations. The composition, response, and overall analysis of the results as well as the question-wise responses are given below.

Students Composition

Students	Male	Female	Grand Total
Selected for Survey	326	228	554
Responded	90	78	168

Almost 89.9% of students acknowledged that more than 70% of the syllabus was usually covered in class.

While 95.9% of the students were satisfied with the teachers' preparation for the class, 69 % of students appreciated the thorough preparedness of teachers.

51.2 % of the students felt that the communication ability of the teachers was always effective.

36.7 % students agreed that the teachers' approach to teaching was "excellent" and 26% perceived the teachers' approach to be very good.

The internal evaluation process and transparency in the system was well applauded by 47 % of the students and 26.8 % recognized that the evaluation process was usually fair.

50.6 % students agreed that their performance in assignments was discussed with them.

Acknowledging the continuous efforts of the institute, 46.4 % of students mentioned that the field trips were arranged on a regular basis.

73.2 % of students were happy with the contribution of the institute towards their cognitive, social and emotional growth through teaching and mentoring while 76.6 % mentioned that the institution provided multiple opportunities to learn and grow.

78.5 % students were convinced that teachers inform them clearly about their expected competencies, course and programme outcomes.

79.1% students felt that that their respective mentors did a good job following up with the tasks assigned to them.

79.8 % of students confirmed that the teachers utilized practical examples and applications while explaining the theoretical concepts in class.

76.8 % students agreed that their teachers were able to identify their strengths and encouraged them to understand the subject deeper by providing the right level of challenges. 72.6 % students said that their teachers were able to identify the challenges faced by them and also help them to overcome their weaknesses.

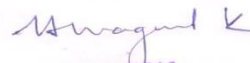
The effort made by the teachers to use student centric methods such as experimental and participative learning as well as problem solving methodologies were recognized to a great extent by 44 % students and moderately appreciated by 33.3%.

78 % students agreed that the efforts made by the institute/teachers to inculcate soft skills, life skills and employability skills to make them ready for the world of work.

77.4 % students agreed with the statement that the overall quality of teaching-learning process in the institute is very good.



IQAC CO-ORDINATOR



PRINCIPAL
JSS College of Arts, Commerce & Science
NANJANGUD-571 301

JSS COLLEGE OF ARTS,COMMERCE AND SCIENCE, NANJANGUD - 571301

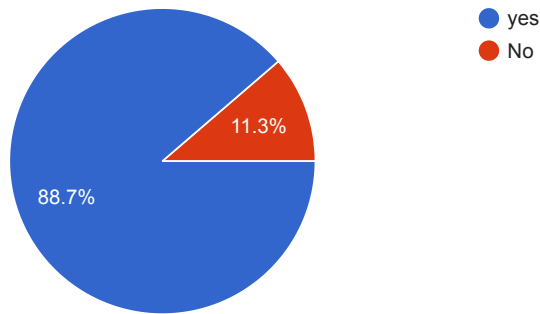
168 responses

[Publish analytics](#)

Please confirm this is the first and only time you answer this survey.

[Copy](#)

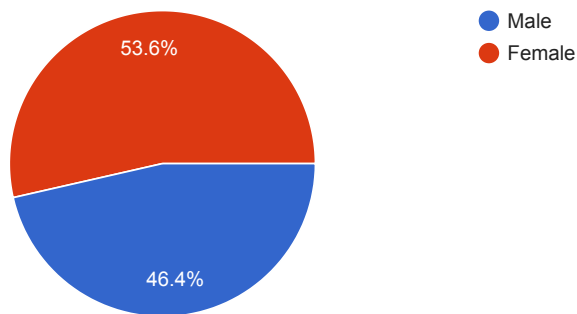
168 responses



Gender

[Copy](#)

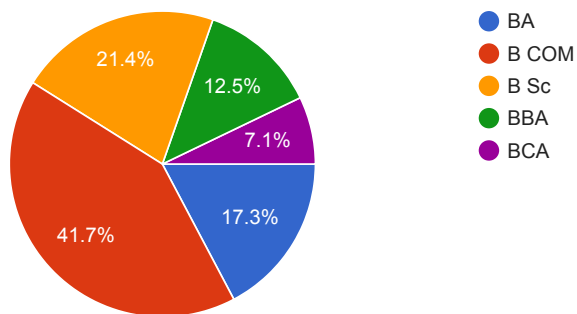
168 responses



What degree program are you pursuing now?

[Copy](#)

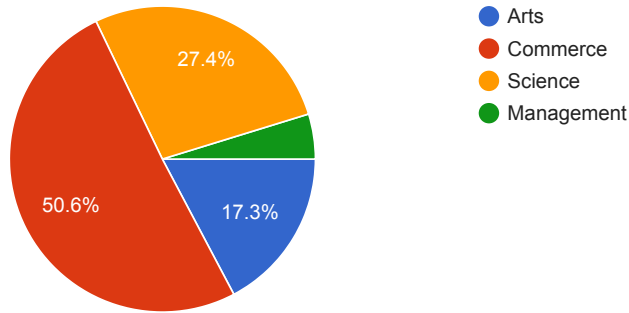
168 responses



What subject area are you currently pursuing?

 Copy

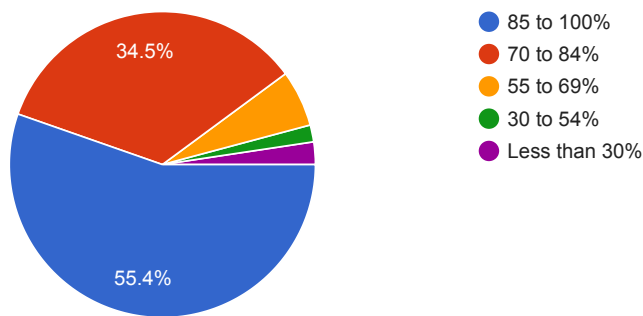
168 responses



How much of the syllabus was covered in the class?

 Copy

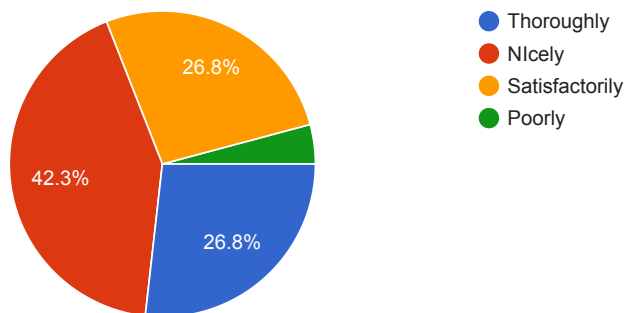
168 responses



How well did the teachers prepare for the classes?

 Copy

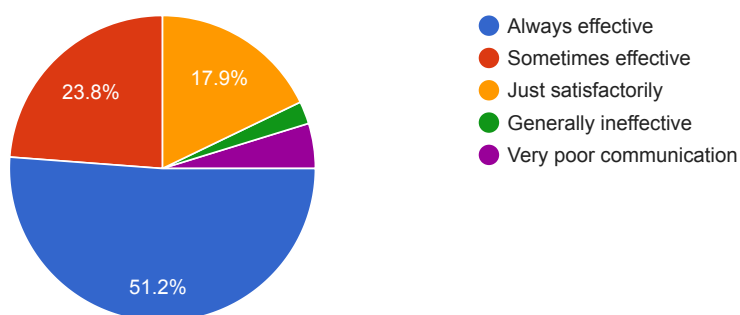
168 responses



How well were the teachers able to communicate?

 Copy

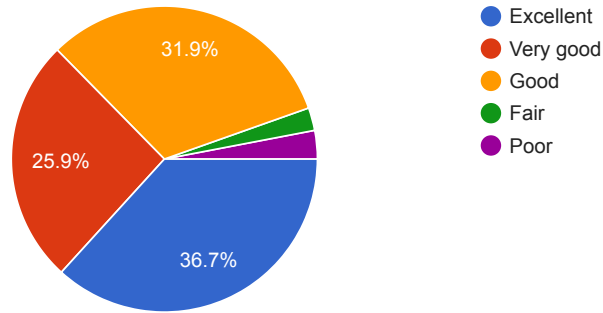
168 responses



The teacher's approach to teaching can best be described as

 Copy

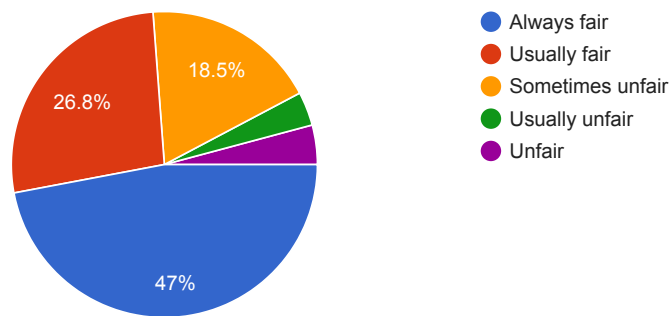
166 responses



Fairness of the internal evaluation process by the teachers

 Copy

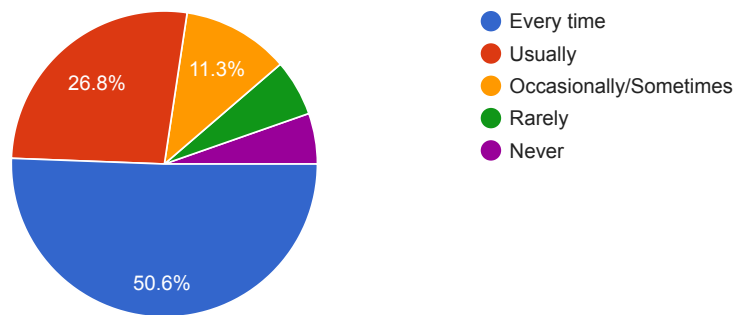
168 responses



Was your performance in assignments discussed with you?

 Copy

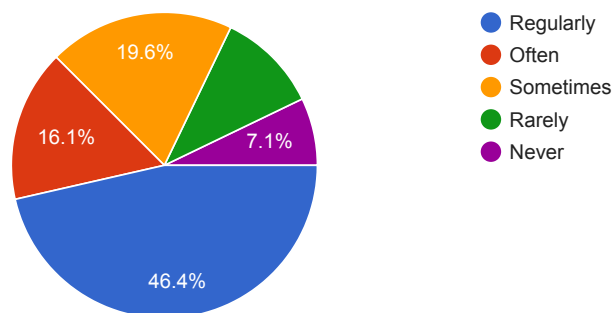
168 responses



The institute takes active interest in promoting internship, student exchange, field visit opportunities for students.

 Copy

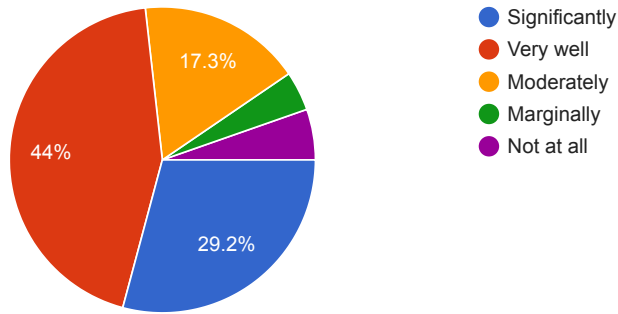
168 responses



The teaching and mentoring process in your institution facilitates you in cognitive, social and emotional growth.

 Copy

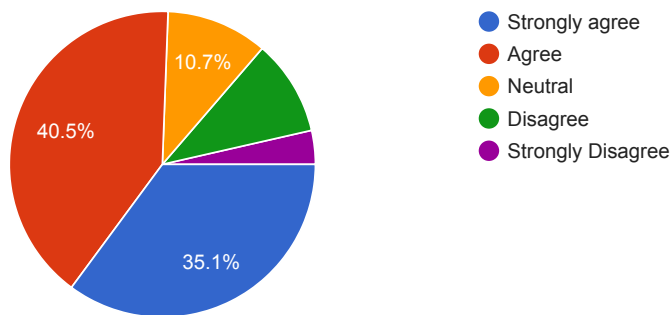
168 responses



The institution provides multiple opportunities to learn and grow.

 Copy

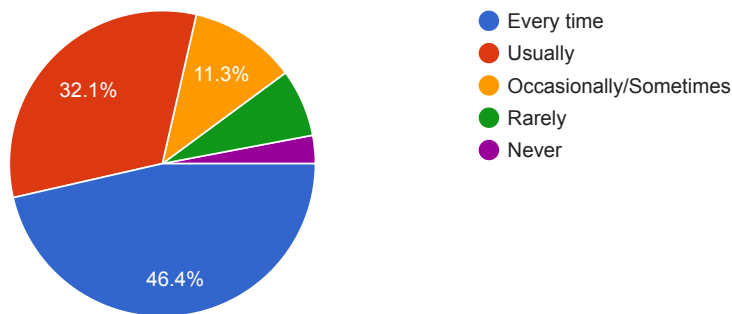
168 responses



Teachers inform you about your expected competencies, course outcomes and programme outcomes.

 Copy

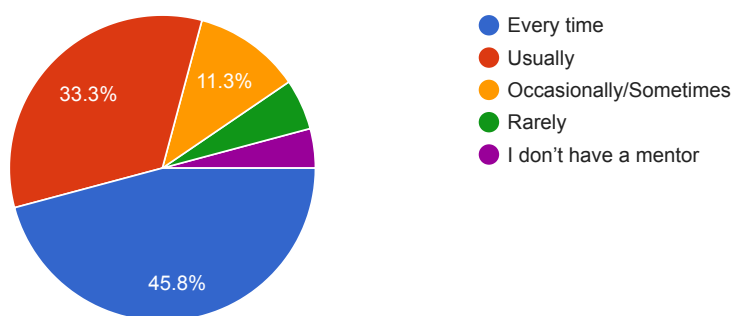
168 responses



Your mentor does a necessary follow-up with an assigned task to you.

 Copy

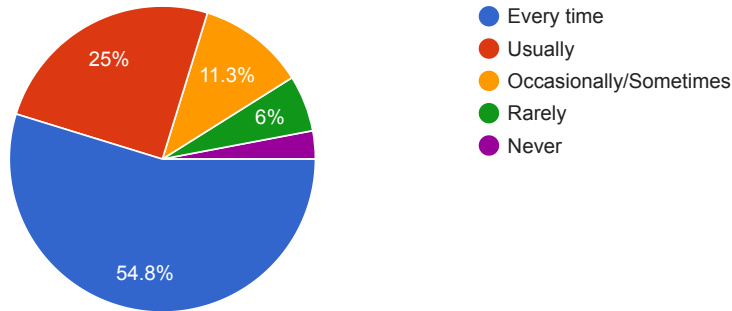
168 responses



The teachers illustrate the concepts through examples and applications.

 Copy

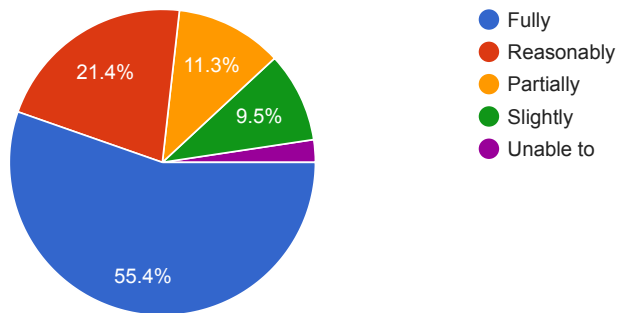
168 responses



The teachers identify your strengths and encourage you with providing right level of challenges.

 Copy

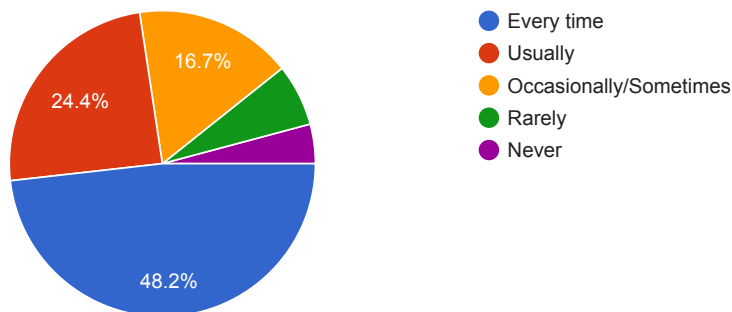
168 responses



Teachers are able to identify your weaknesses and help you to overcome them.

 Copy

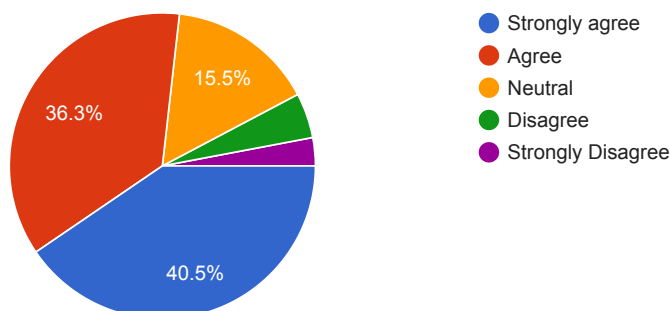
168 responses



The institution makes effort to engage students in the monitoring, review and continuous quality improvement of the teaching learning process.

 Copy

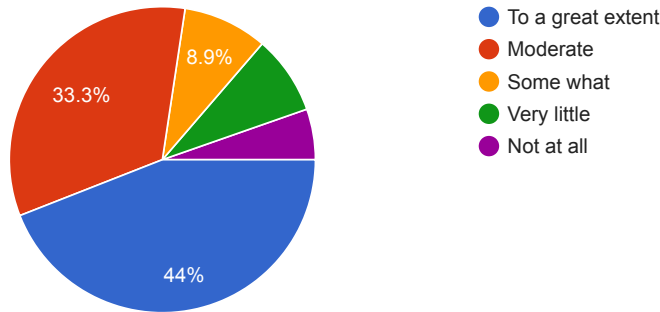
168 responses



The institute/ teachers use student centric methods, such as experiential learning, participative learning and problem solving methodologies for enhancing learning experiences.



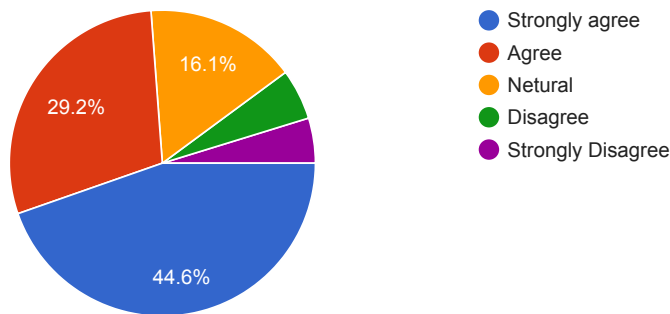
168 responses



Teachers encourage you to participate in extracurricular activities.



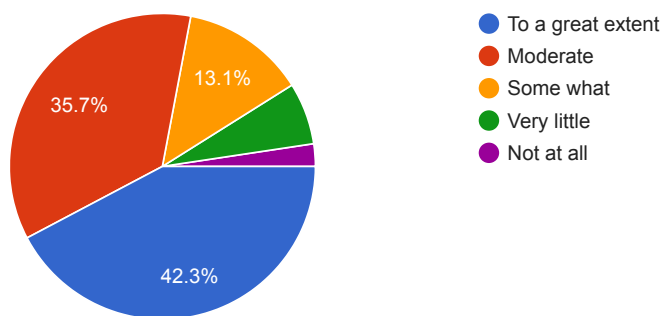
168 responses



Efforts are made by the institute/ teachers to inculcate soft skills, life skills and employability skills to make you ready for the world of work.



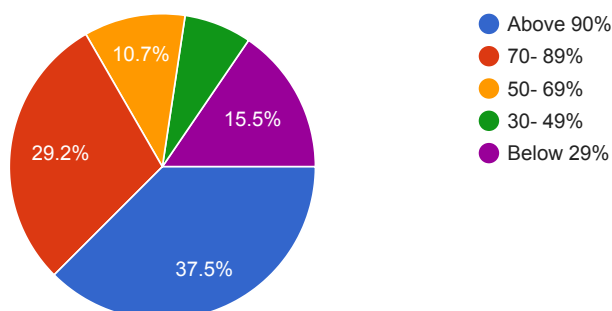
168 responses



What percentage of teachers use ICT tools such as LCD projector, Multimedia, etc. while teaching.



168 responses



The overall quality of teaching-learning process in your institute is very good.

 Copy

168 responses

